



These workhorse creep action thermal controls are among the most versatile in the PEPI® line. Built for ultra-reliability in applications requiring a narrow temperature differential between opening and closing.

MODEL A SERIES

The PEPI® Model A thermal protectors operate on temperature or current rise or drop maintaining no, or very narrow, differential between opening and closing temperatures. This series is an evolution of one of the first PEPI® thermostats and the design has proven itself in a wide variety of applications for over 50 years. Model A Series thermostats are available for applications with loads ranging from 1 to 6 amps.



All models in this series are normally in the closed position allowing electricity to flow through the circuit. When the temperature exceeds a preset high limit, the bimetal element opens to break the circuit. Single operation devices cannot be reset.

Feature	Benefit
Creep Action	Slow Make / Slow Break switching action allows for narrow differential between opening and closing keeping temperatures and current within a consistent range.
Crimp Lead Connections	Speed lead attachment to help control costs.
Case is electrically live	Insulating sleeves are available for applications where the case must be separated from current.
Different models are available with same or opposite end terminations	Additional mounting choices to fit particular applications.
Conductive bimetal construction	Bimetallic element carries the current making devices sensitive to both changes in both current and temperature.
100% factory testing	Ensures performance reliability.
Preset calibration temperatures	Maximizes accuracy. Calibration cannot be reset in field.

We come through when the heat is on®



Pepi®

Portage Electric Products, Inc.

MODEL A SERIES

Customization Options

Lead wire configurations

Effect

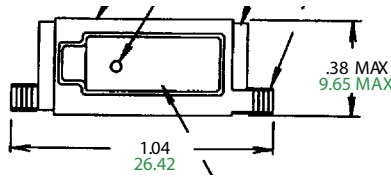
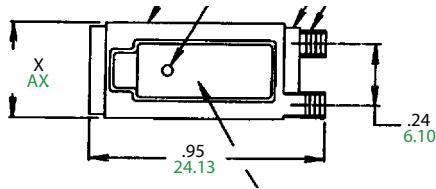
Match application needs without increasing costs.

Lead wires factory attached

Save on installation costs.

Select calibration temperature

Match application needs.



METRIC DIMENSIONS ARE IN MM (SHOWN IN GREEN)

MODEL A & AA

Designed for low-current 120 VAC loads



Terminal Configuration

Model A - Same end terminations

Model AA - Opposite end terminations

Contact Ratings

3 AMPS / 120 VAC (resistive)

4 AMPS / 120 VAC (inductive)

2 AMPS / 120 VAC (resistive) for heating pads

Calibration Temperature Range

Nominal Calibration Temperatures 5°C - 150°C

Reset Temperature

Typically 2-4°C lower than opening temperature

UL Recognitions (Visit www.pepiusa.info/ul-recognitions for full details)

File: E37151 - Temperature Indicating and Regulating Equipment


- Temperature Limiting and Regulating Equipment
- Temperature Regulating Applications
- Thermal Protector for Use In Electric Heating Pads
- Thermal Protector For Use In Radio and TV Transformers

File: E42562 - Motor Protective Devices, Inherent Overheating

CSA Certifications (Visit www.pepiusa.info/csa-certifications for full details)

Class: 4823 02 Appliance Controls

MODEL A SERIES



MODELS A1 & A1R / AA1 & AA1R

Specially designed and approved for use in heating pads and electric blankets

Terminal Configuration

Model A1 & A1R - Same end terminations
Model AA1 & AA1R - Opposite end terminations

Switching Direction

Model A1 & AA1 - Normally in the closed position allowing electricity to flow through the circuit. When the temperature meets the calibration temperature the bimetal element opens to break the circuit.

Models A1R & AA1R - Normally in the open position breaking the circuit. When the temperature meets the calibration temperature the bimetal element closes to complete the circuit.

Contact Ratings

- 2 AMPS / 120 VAC (resistive)
- 2 AMPS / 120 VAC (inductive)
- 1 AMPS / 120 VAC (resistive) for heating pads

Calibration Temperature Range

- Nominal Calibration Temperatures 5°C - 150°C
- Reset Temperature Typically 2-4°C lower than opening temperature

UL Recognitions (Visit www.pepiusa.info/ul-recognitions for full details)

File: E37151 - Temperature Indicating and Regulating Equipment

- Temperature Limiting and Regulating Equipment
- Temperature Regulating Applications
- Thermal Protector for Use In Electric Heating Pads
- Thermal Protector For Use In Radio and TV Transformers

File: E42562 - Motor Protective Devices, Inherent Overheating

CSA Certifications (Visit www.pepiusa.info/csa-certifications for full details)

Class: 4823 02 Appliance Controls

MODEL A SERIES



MODELS A2, -A2, A2R & AA2, -AA2, AA2R

Offering the highest contact ratings with the added flexibility due to two different type of contact materials.

Terminal Configuration

Model A2, -A2 & A2R - Same end terminations
Models A2R, -A2R & AA2R - Opposite end terminations

Switching Direction

Model A2, -A2 & AA2 - Normally in the closed position allowing electricity to flow through the circuit. When the temperature meets the calibration temperature the bimetal element opens to break the circuit.

Models A2R, -A2R & AA2R - Normally in the open position breaking the circuit. When the temperature meets the calibration temperature the bimetal element closes to complete the circuit.

Contact Configuration

Models A2, A2R & AA2, AA2R - Gold plated contacts for use in low voltage/low current applications.

Models -A2, -A2R & -AA2, -AA2R - Fine silver contacts for 120 VAC applications.

Contact Ratings

5 AMPS / 120 VAC (resistive)

5 AMPS / 120 VAC (inductive)

6 AMPS / 20 VDC (resistive)

Calibration Temperature Range

Nominal Calibration Temperatures 5°C - 200°C

Reset Temperature

Typically 2°-4°C lower than opening temperature

UL Recognitions (Visit www.pepiusa.info/ul-recognitions for full details)

File: E37151 - Temperature Indicating and Regulating Equipment

- Temperature Limiting and Regulating Equipment
- Temperature Regulating Applications
- Direct Current Contact Ratings
- Thermal Protector for Use In Electric Heating Pads
- Thermal Protector For Use In Incandescent Lamps
- Thermal Protector For Use In Radio and TV Transformers

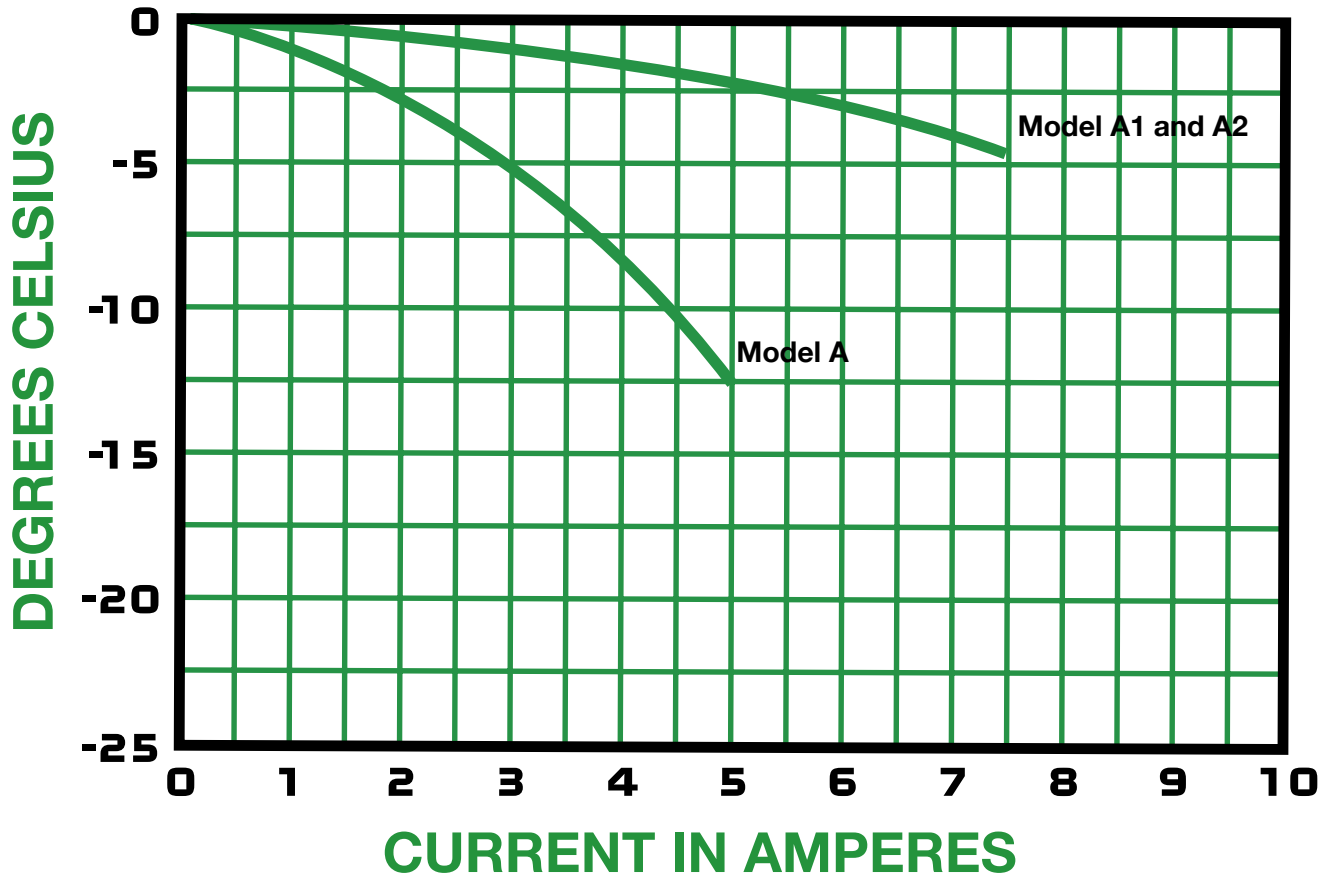
File: E42562 - Motor Protective Devices, Inherent Overheating



MODEL A SERIES

PEPI® A SERIES FAMILY OF THERMAL CONTROLS: REAL WORLD PERFORMANCE

A SERIES DERATING CURVES



These are only representative curves based on controlled laboratory testing. Results may vary in actual applications.

Portage Electric Products, Inc. (PEPI) The Thermal Control Specialists

This sheet contains basic technical and operating characteristic data for our Model A Thermal Controls.

Should you have any questions regarding the use of this device in your application, please feel free to contact us for additional technical information or assistance.

Since 1963 PEPI has been world-wide supplier of bimetallic thermostats and thermal protectors. Today, we produce almost every type of creep-action and snap-action device used in a wide range of OEM applications.

